

Communication ICs

Intelligent LED Management IC

BH6046KN/BH6047GLU

Description

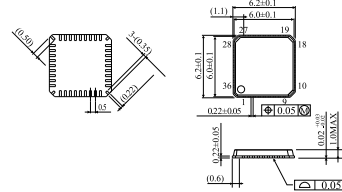
BH6046KN/BH6047GLU is an intelligent LED management IC that incorporates all LED drivers used for mobile phones. All drivers and charge-pump circuits of white LEDs for color LCD backlights, full-color LED, and LED for key backlights are incorporated. This IC also incorporates a constant-voltage power supply and detection circuit for external photo-transistors. This IC itself can control the brightness of all LEDs to the quantity of light outside.

Features

- Built-in 4-channel driver for white LED that can control current in 16 steps
- Built-in 3-channel driver for RGB LED that can control current in 8 steps
- Built-in step-up charge-pump circuit (×1.5 or ×2 can be switched by serial data.)
- Built-in 2-channel driver for Key LED
- Built-in light detection circuit
- Built-in 4channel GPIO(BH6047GLU : 1channel)
- Power supply voltage : 3.1 to 4.5V

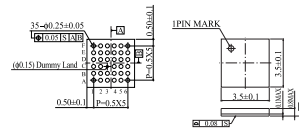
Dimension (Unit : mm)

BH6046KN



VQFN36

BH6047GLU



VFLGA35

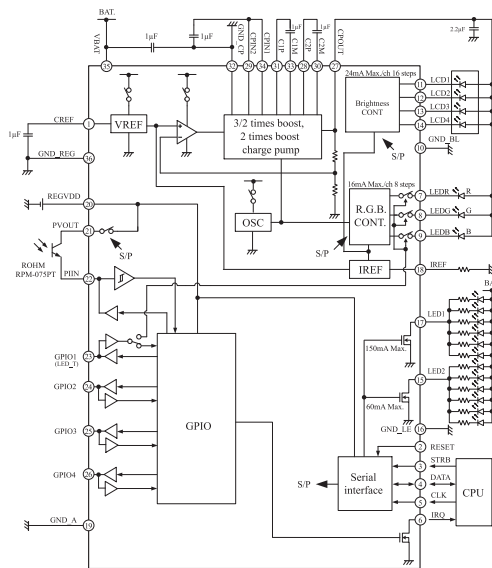
Electrical characteristics

(Unless otherwise noted; Ta=25°C, VBAT=3.6V, VREG=2.8V)

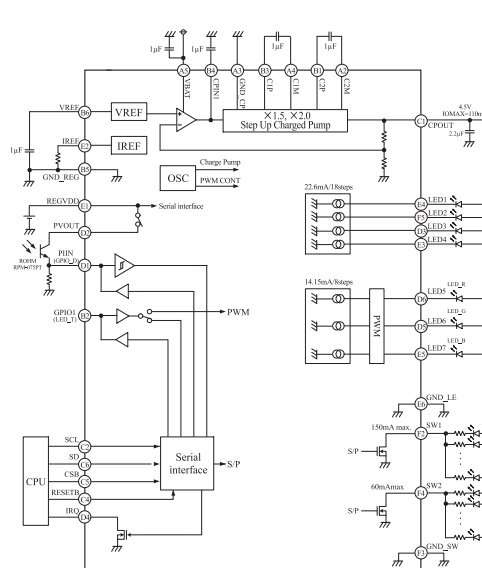
Parameter	Symbol	Min.	Typ.	Max.	Unit	Conditions
Circuit Current IA (VBAT)	IQIA	—	5	10	mA	×1.5 charge-pump, ICPOUT=0mA
Circuit Current IB (VBAT)	IQIB	—	3.2	6	mA	×2 charge-pump, ICPOUT=0mA
Charge-pump Voltage	VOIA	4.35	4.50	4.65	V	×1.5 charge-pump, ICPOUT=90mA, VBAT=3.6V
RGB LED Output Current MAX	IRGBMAX	11.2	14.15	17.1	mA	When terminal voltage is 0.5V.
RGB LED Output Current MIN	IRGBMIN	3.1	4.0	4.9	mA	When terminal voltage is 0.5V.
White LED Output Current MAX	IWLEDMAX	18.0	22.6	27.2	mA	When terminal voltage is 0.5V.
White LED Output Current MIN	IWLEDMIN	0.8	1.3	1.8	mA	When terminal voltage is 0.5V.
Key LED 1 Output Current MAX	ILED1MAX	—	—	150	mA	
Key LED 2 Output Current MIN	ILED1MAX	—	—	60	mA	

Application Circuit

BH6046KN



BH6047GLU



Notes

- No technical content pages of this document may be reproduced in any form or transmitted by any means without prior permission of ROHM CO.,LTD.
- The contents described herein are subject to change without notice. The specifications for the product described in this document are for reference only. Upon actual use, therefore, please request that specifications to be separately delivered.
- Application circuit diagrams and circuit constants contained herein are shown as examples of standard use and operation. Please pay careful attention to the peripheral conditions when designing circuits and deciding upon circuit constants in the set.
- Any data, including, but not limited to application circuit diagrams information, described herein are intended only as illustrations of such devices and not as the specifications for such devices. ROHM CO.,LTD. disclaims any warranty that any use of such devices shall be free from infringement of any third party's intellectual property rights or other proprietary rights, and further, assumes no liability of whatsoever nature in the event of any such infringement, or arising from or connected with or related to the use of such devices.
- Upon the sale of any such devices, other than for buyer's right to use such devices itself, resell or otherwise dispose of the same, no express or implied right or license to practice or commercially exploit any intellectual property rights or other proprietary rights owned or controlled by
- ROHM CO., LTD. is granted to any such buyer.
- Products listed in this document are no antiradiation design.

The products listed in this document are designed to be used with ordinary electronic equipment or devices (such as audio visual equipment, office-automation equipment, communications devices, electrical appliances and electronic toys).

Should you intend to use these products with equipment or devices which require an extremely high level of reliability and the malfunction of which would directly endanger human life (such as medical instruments, transportation equipment, aerospace machinery, nuclear-reactor controllers, fuel controllers and other safety devices), please be sure to consult with our sales representative in advance.

About Export Control Order in Japan

Products described herein are the objects of controlled goods in Annex 1 (Item 16) of Export Trade Control Order in Japan.

In case of export from Japan, please confirm if it applies to "objective" criteria or an "informed" (by MITI clause) on the basis of "catch all controls for Non-Proliferation of Weapons of Mass Destruction.